

Year 1 Summer 1

The Magic Garden

BIG QUESTION...

What do seeds need in order to germinate?



We're going for a stroll past the flowers as we enter the Magic Garden, where we will discover common garden plants as well as the magical beings that may be found in only the most enchanted parts of the most special of outdoor spaces.

Our love of reading will be developed further as we explore stories with incredible plants that grow higher than the clouds and gaze in awe and wonder as we watch and learn about how seeds germinate following the steps to growing our own super seeds!

So, if you've ever wondered if there's really fairies living at the bottom of your garden or whether you'll find magic beans that grow into sky scraping beanstalks...

You're about to find out!



In this topic, you will...

<p>Reading</p>	<ul style="list-style-type: none"> • Revise phonics sounds daily. • Continue to practise reading alien (nonsense) words. • Apply sound buttons to read familiar and unfamiliar words. • Introduction to the prefix 'un' • Introduction to the suffixes '-es', '-s', '-ed', '-er' '-ing', '-est' • Read words of more than one syllable. • Begin to notice and correct 'marvellous mistakes' when reading. • Read aloud accurately books that are consistent with your developing phonic knowledge. • Re-read these books to build up fluency and confidence in word reading. • Read and share a range of stories linked to gardening to develop vocabulary. • Continue to develop reading for pleasure in our daily reading sessions in a small group with peers, developing confidence and discussion with support of an adult. • Our daily phonics sessions will focus on recapping the sounds and tricky words learnt so far, embedding reading strategies to support independence and confidence in preparation for the Year 1 Phonics Screening Check using 'Little Wandle Letters and Sounds Revised'
<p>Writing</p>	<ul style="list-style-type: none"> • Listen to and read simple rhyming poems. • Write, edit and perform a simple poem using rhyme. • Use capital letters correctly, including for 'proper nouns' (people's names and days of the week) • Use finger spaces in between word, capital letters and full stops. • Begin to learn and write days of the week. • Begin to use conjunctions to join ideas using 'and' • Retell familiar stories such as 'Oliver's Vegetables', 'The Extraordinary Gardener' • Ensure letters are formed correctly, of a similar size and are sitting on the line. <p>Huge focus on; Spelling common exception words correctly with children having personalised focus words, all letters sitting on the line with tail letters hanging below the line.</p>
<p>Mathematics</p>	<ul style="list-style-type: none"> • Count in 2s, 5s and 10s • Make and add equal groups • Make arrays • Make doubles • Make equal groups (grouping) • Make equal groups (sharing) • Recognise half of a shape and quantity • Find half of a shape and quantity • Recognise a quarter of a shape and quantity • Find a quarter of a shape and quantity
<p>Science</p>	<ul style="list-style-type: none"> • Observe seasonal changes. • Identify and name a variety of deciduous and evergreen trees as well as common wild and garden plants. • Know what plants need to grow. • Begin to understand the parts and functions of a plant. <p>• Investigation: What do seeds need in order to germinate?</p>

During this half term, you will...

Art and Design	<ul style="list-style-type: none"> • Complete observational sketches of leaves and flowers. • Look and comment upon the work of Vincent Van Gogh sunflowers. • Create their own pieces of art in the style of Vincent Van Gogh using mixed media
Computing	<ul style="list-style-type: none"> • Learn to group data by labelling objects. • Identify that objects can be counted. • Describe objects in different ways. • Count objects with the same properties. • Compare groups of objects. • Answer questions about groups of objects.
Geography	<ul style="list-style-type: none"> • Explore aerial views of our school and find key features. • Draw and label an aerial view map of the Jubilee Garden. • Use positional language to follow a scavenger hunt around the school grounds. • Carry out a traffic survey in the school grounds. • Explore the human and physical features of the local area. • Draw a route map with a simple key.
P.S.H.E	<ul style="list-style-type: none"> • Identify the members of your family and understand that there are lots of different types of families. • Identify what being a good friend means to you. • Know appropriate ways of physical contact to greet your friends and know which ways you prefer. • Know who can help you in our school community. • Can recognise your qualities as a person and a friend. • Explain why you appreciate someone who is special to you.
Physical Education	<p>PE sessions will focus on;</p> <p>Teambuilding:</p> <ul style="list-style-type: none"> • To explore and develop teamwork skills. • To develop communication skills. • To use communication skills to lead a partner. • To plan with a partner and small group to solve problems. • To communicate with a group to solve challenges. <p>Net and Wall:</p> <ul style="list-style-type: none"> • Defend space, using the ready position. • Play against an opponent and keep the score. • Develop control when handling a racket. • Develop racket and ball skills. • Develop sending a ball using a racket. • Develop playing over a net. • Develop placing the ball. • Develop hitting over a net.
Religious Education	<ul style="list-style-type: none"> • Know which books are special and precious to us. • Know which books are Holy and precious to religious people. • Explore how different religions celebrate the birth of new babies.
ALZ	<ul style="list-style-type: none"> • The ALZ or Active Learning Zone is a separate area to the classrooms run by a dedicated member of staff. Six children from each class access the provision each session. Children are able to explore their learning in an active and practical manner and are set challenges and tasks which extend their learning and problem-solving skills. The teacher can use these opportunities to observe learning and make assessments.

TOP 5 WORDS to know by the end of this topic:



seeds

germinate

deciduous

evergreen

pollinate





Useful websites to enhance learning:

<https://www.ictgames.com/>

<https://www.topmarks.co.uk/maths-games/hit-the-button>

<https://www.littlewandlelettersandsounds.org.uk/resources/for-parents/> (The videos here will demonstrate how we say the sounds and how we teach children to blend).

There are many more useful websites linked to other areas of our curriculum on our school website. [Click here to take you to the Pupil Zone.](#)



Planting a Rainbow by Lois Ehlert

